




21. Online Edit



(1) Move the cursor to a rung you want to modify.




You can also select more than one rung by Drag&Drop with a mouse.




(2) Select [Program] -> [Online Edit] -> [Begin] from the CX-Programmer menu.



(3) Enter a bit number (4.11 in this example) you want to edit to.



(4) Select [Program] -> [Online Edit] -> [Send Changes] from the menu.



End